









Name: _____

Math8/ Math I Unit 2: Linear Functions

Directions:

- Complete one Beat the Clock (for multiplication OR division) per week and one Expand Facts Practice each week.
- Fully complete one topic, moving from left to right before moving on to another topic.

Lesson Name	Pre-Assessment	Explore	Expand	Quick-Check
<p>Multiplication and Division Practice</p>	<input type="checkbox"/> None	<p>Record the Week # and circle whether you did multiplication or division practice:</p> <input type="checkbox"/> Week # ____ X or  on ____ <input type="checkbox"/> Week # ____ X or  on ____ <input type="checkbox"/> Week # ____ X or  on ____ <input type="checkbox"/> Week # ____ X or  on ____	<p>Record the Week # and circle whether you did multiplication or division practice:</p> <input type="checkbox"/> Week # ____ X or  (____%) <input type="checkbox"/> Week # ____ X or  (____%) <input type="checkbox"/> Week # ____ X or  (____%) <input type="checkbox"/> Week # ____ X or  (____%)	<input type="checkbox"/> None
<p>Domain and Range (1.9)</p>	<p>Optional:</p> <input type="checkbox"/> Pre-Assessment 1.9 <input type="checkbox"/> Mastered (____) <input type="checkbox"/> Not Yet (____)	<p>2A and 2B: Choose 2:</p> <input type="checkbox"/> Is it a Function? Card Sort (____✓, I, 0) <input type="checkbox"/> Domain and Range Task Cards (____✓, I, 0) <input type="checkbox"/> Pick One Versatiles-Does it Functions OR Relations, Domain, Range (____✓, I, 0)	<input type="checkbox"/> 2C: Problem Based Task 1.9 (____%) <input type="checkbox"/> 2D: 1.9 Application (____%)	<input type="checkbox"/> 2E: Quick Check 1.9 (____%)
<p>Function Notation and Evaluating Functions (1.10)</p>	<p>Optional:</p> <input type="checkbox"/> Pre-Assessment 1.10 <input type="checkbox"/> Mastered (____) <input type="checkbox"/> Not Yet (____)	<p>2F and 2G: Choose 2:</p> <input type="checkbox"/> Evaluating Functions Pyramid Sum Puzzle (____✓, I, 0) <input type="checkbox"/> Evaluating Functions Task Cards (____✓, I, 0) <input type="checkbox"/> Evaluating Functions	<input type="checkbox"/> 2H: Problem Based Task 1.10 (____%) <input type="checkbox"/> 2I: 1.10 Application (____%)	<input type="checkbox"/> 2J: Quick Check 1.10 (____%)

Lesson Name	Pre-Assessment	Explore	Expand	Quick-Check
		Triples (__✓, l, 0)		
Key Features of Linear and Exponential Graphs (1.11)	Optional: <input type="checkbox"/> Pre-Assessment 1.11 <input type="checkbox"/> Mastered (__) <input type="checkbox"/> Not Yet (____)	<u>2K and 2L: Choose 2:</u> <input type="checkbox"/> Linear and Exponential Graphs Foldable (__✓, l, 0) <input type="checkbox"/> Linear and Exponential Functions Versatiles (__✓, l, 0) <input type="checkbox"/> Linear and Exponential Rates of Change Cards (__✓, l, 0)	<input type="checkbox"/> 2M: Problem Based Task 1.11 (____ %) <input type="checkbox"/> 2N: 1.11 Application (____ %)	<input type="checkbox"/> 2O: Quick Check 1.11 (____ %)
Graphing the Set of All Solutions (2.1)	Optional: <input type="checkbox"/> Pre-Assessment 2.1 <input type="checkbox"/> Mastered (__) <input type="checkbox"/> Not Yet (____)	<input type="checkbox"/> 2P: Relation vs. Function and Linear vs. Nonlinear Stations #1-#4 (__✓, l, 0) <input type="checkbox"/> 2Q: Patterns and Functions Cards (__✓, l, 0)	<input type="checkbox"/> 2R: Problem Based Task 2.1 (____ %) <input type="checkbox"/> 2S: 2.1 Application (____ %)	<input type="checkbox"/> 2T: Quick Check 2.1 (____ %)
Finding the Slope or Rate of Change (2.3)	Optional: <input type="checkbox"/> Pre-Assessment 2.3 <input type="checkbox"/> Mastered (__) <input type="checkbox"/> Not Yet (____)	<u>2U: Choose 1:</u> <input type="checkbox"/> Slope Formula Maze (__✓, l, 0) <input type="checkbox"/> Slope Formula Puzzle (__✓, l, 0)	<input type="checkbox"/> 2V: Problem Based Task 2.3 (____ %) <input type="checkbox"/> 2W: 2.3 Application (____ %)	<input type="checkbox"/> 2X: Quick Check 2.3 (____ %)
Extend	<input type="checkbox"/> Choose one project per quarter.			
Unit 2	<input type="checkbox"/> U2Y: Unit 2 Study Guide (____ %)-a grade of an 80% or better is required before you take the assessment. <input type="checkbox"/> U2Z: The Unit 2 Assessment will cover all lessons on this checklist (____ %)			

Lesson Name	Pre-Assessment	Explore	Expand	Quick-Check
-------------	----------------	---------	--------	-------------

Assessment	<input type="checkbox"/> U2ZZ: Unit 2 Assessment Corrections
-------------------	--